

PUBLIC SCHOOLS of
BROOKLINE

John D. Runkle School

School Staff
Spring 2017



Report created by
Panorama Education



Summary

Topic Description	Results	Comparison
District Climate	31%	48% Brookline Public Schools
Educating All Students	80% ▲ 13 since last survey	73% Brookline Public Schools
Feedback	27% ▲ 6 since last survey	27% Brookline Public Schools
Professional Learning	40% 0 since last survey	39% Brookline Public Schools
School Climate	73% ▲ 3 since last survey	67% Brookline Public Schools
School Leadership	62% ▲ 1 since last survey	55% Brookline Public Schools
Staff-Family Relationships	80% ▲ 1 since last survey	72% Brookline Public Schools
Staff-Leadership Relationships	71% ▼ 1 since last survey	66% Brookline Public Schools



Teaching Efficacy

69%

▲ 4

since last survey

68% Brookline Public Schools

56 responses

District Climate

Your average

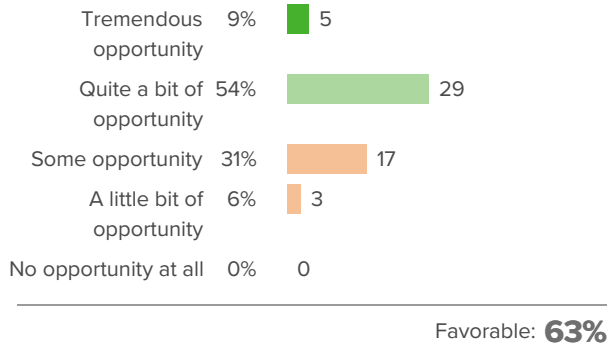
31%

56 responses

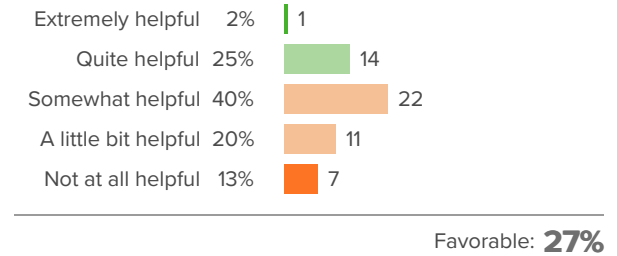
District average: **48%** Brookline Public Schools

How did people respond?

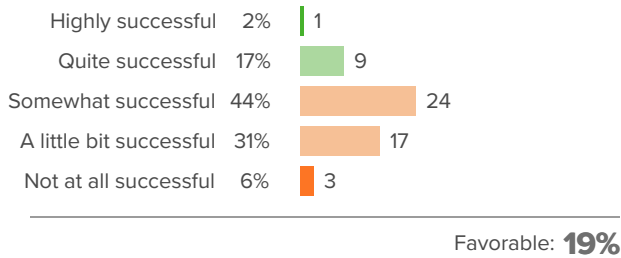
Q.1: To what extent do you have the opportunity to do what you do best every day?



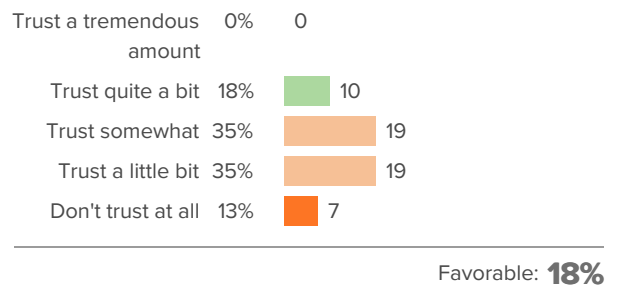
Q.2: How helpful are district leaders in providing the support you need to do your job well?



Q.3: How successful are district leaders in communicating important information to staff?

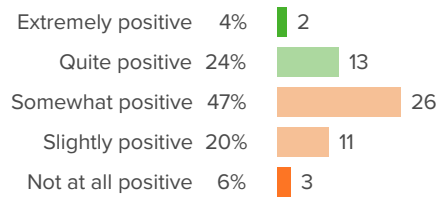


Q.4: To what extent do you trust the district leaders to do what they say they will do?





Q.5: Overall, how positive is the working environment in the district as a whole?



Favorable: **27%**

Educating All Students

Your average

80%

56 responses

Change

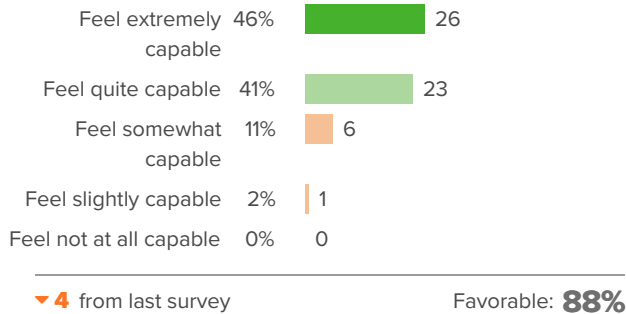
▲ 13

since last survey

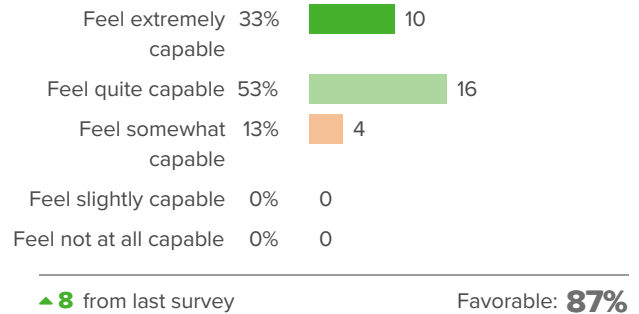
District average: **73%** Brookline Public Schools

How did people respond?

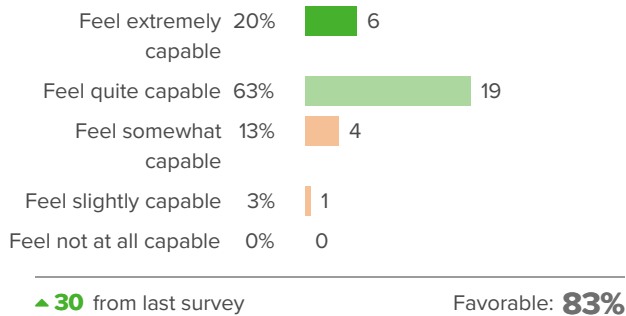
Q.1: To what extent do you feel capable of interacting with students at this school who are from a different racial and/or cultural background from your own?



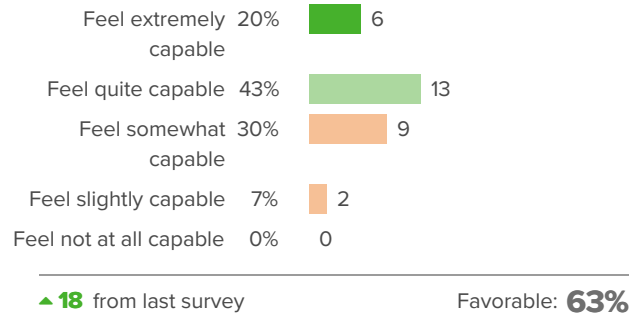
Q.2: When an issue of diversity arises in your class, to what extent do you feel capable of addressing the situation?



Q.3: To what extent do you feel capable of incorporating material about people from different racial or cultural backgrounds into your curriculum?



Q.4: To what extent do you feel capable of having conversations about race with your students?



Feedback

Your average

27%

56 responses

Change

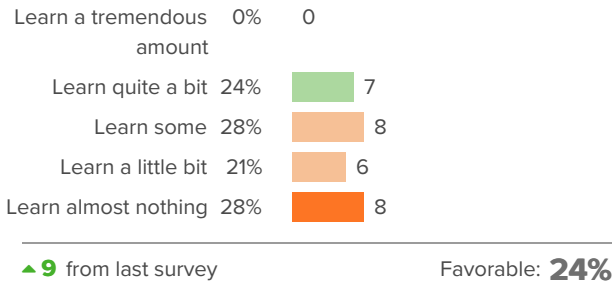
▲ 6

since last survey

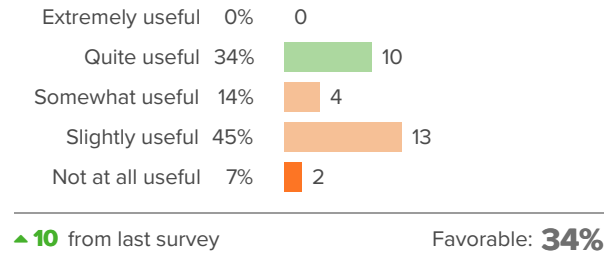
District average: **27%** Brookline Public Schools

How did people respond?

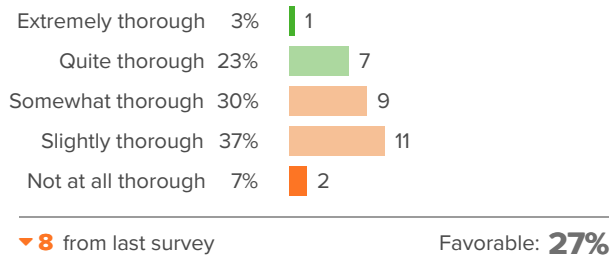
Q.1: How much do you learn from the teacher evaluation processes at your school?



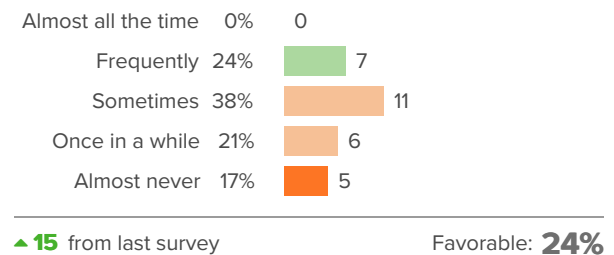
Q.2: How useful do you find the feedback you receive on your teaching?



Q.3: At your school, how thorough is the feedback you receive in covering all aspects of your role as a teacher?



Q.4: How often do you receive feedback on your teaching?



Professional Learning

Your average

40%

56 responses

Change

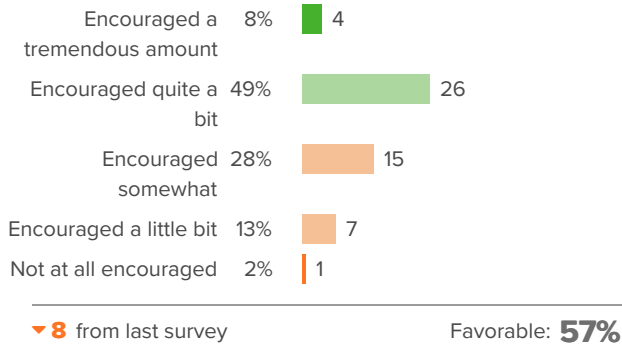
0

since last survey

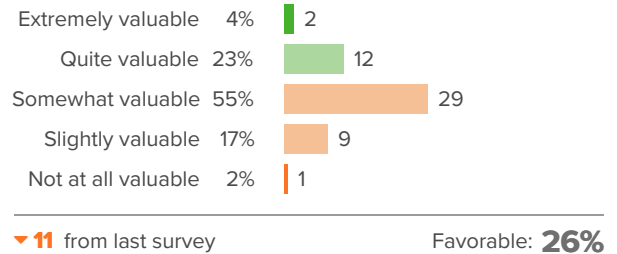
District average: **39%** Brookline Public Schools

How did people respond?

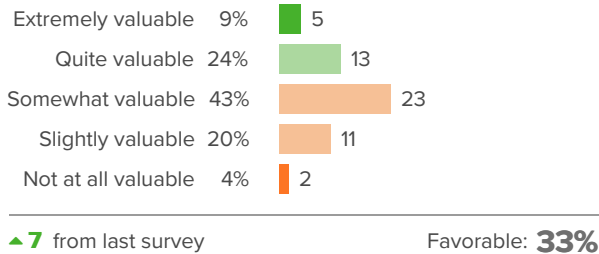
Q.1: At this school, to what extent are your ideas and suggestions for improvement encouraged?



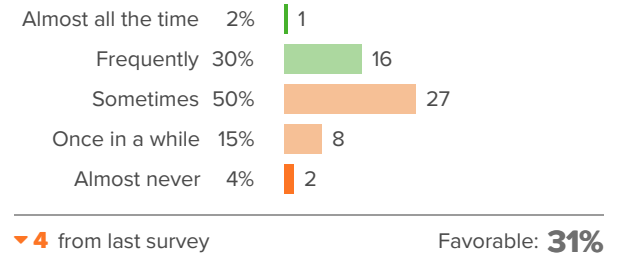
Q.2: How valuable are the professional development opportunities that are organized by this school (or, for BHS teachers, department)?



Q.3: How valuable are the professional development opportunities that are organized by district staff?

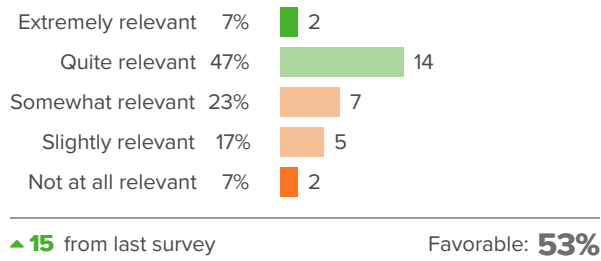


Q.4: How often do your professional development opportunities help you explore new ideas?





Q.5: How relevant have your professional development opportunities been to the content that you teach?



School Climate

Your average

73%

56 responses

Change

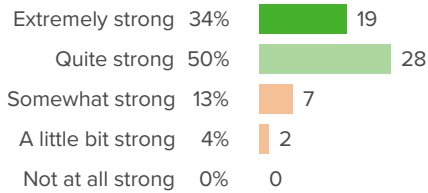
▲ 3

since last survey

District average: **67%** Brookline Public Schools

How did people respond?

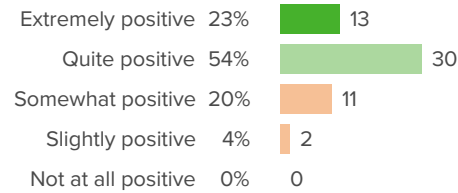
Q.1: To what extent does this school have a strong sense of community?



▲ 6 from last survey

Favorable: **84%**

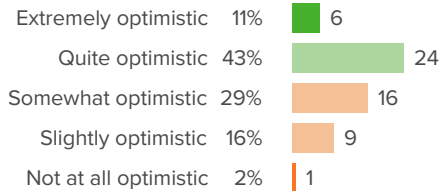
Q.2: Overall, how positive is the working environment at this school?



▲ 4 from last survey

Favorable: **77%**

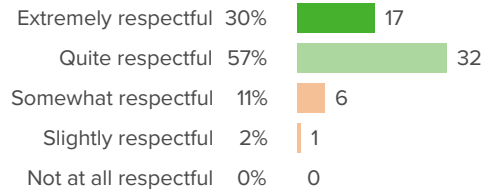
Q.3: How optimistic are you that this school will continue to improve?



▼ 9 from last survey

Favorable: **54%**

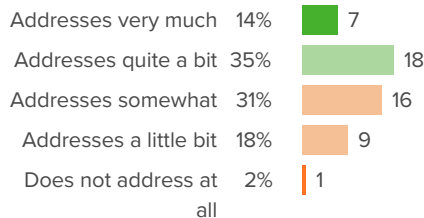
Q.4: How respectful are the relationships between staff and students at this school?



▲ 16 from last survey

Favorable: **88%**

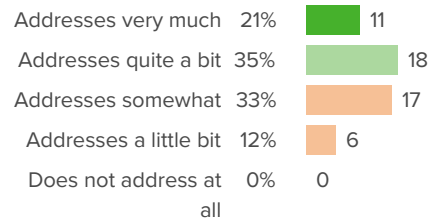
Q.5: How well does this school address matters related to students' socioeconomic status?



▲ 1 from last survey

Favorable: **49%**

Q.6: How well does this school address matters related to students' race/ethnicity?

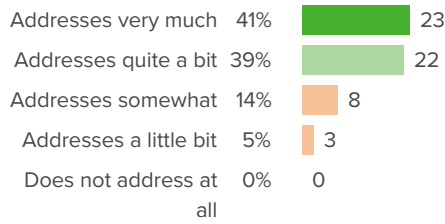


▲ 7 from last survey

Favorable: **56%**

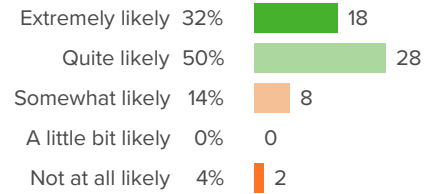


Q.7: How well does this school address matters related to students' disabilities?



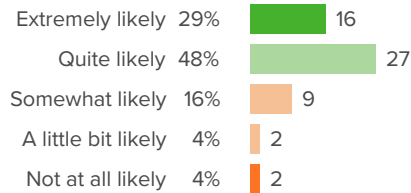
▲ **6** from last survey Favorable: **80%**

Q.8: If a friend or colleague were looking for a school to send their children, how likely would you be to recommend this school to them?



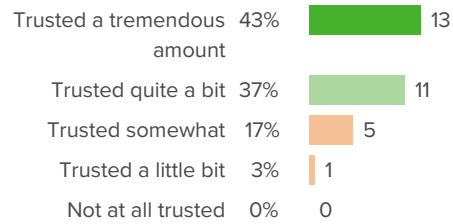
▼ **2** from last survey Favorable: **82%**

Q.9: If a friend or colleague were looking for a teaching job, how likely would you be to recommend this school to them?



▼ **7** from last survey Favorable: **77%**

Q.10: To what extent are teachers at this school trusted to teach in the way they think is best?



▲ **4** from last survey Favorable: **80%**

School Leadership

Your average

62%

56 responses

Change

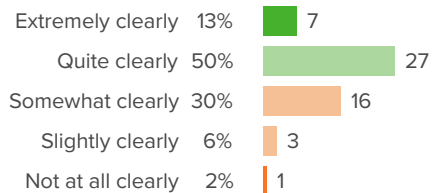
▲ 1

since last survey

District average: **55%** Brookline Public Schools

How did people respond?

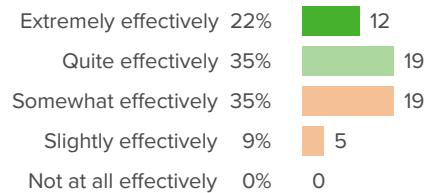
Q.1: How clearly do school leaders identify their goals for this school?



▲ 10 from last survey

Favorable: **63%**

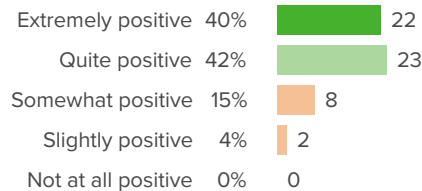
Q.2: How effectively do school leaders communicate important information to staff?



▼ 15 from last survey

Favorable: **56%**

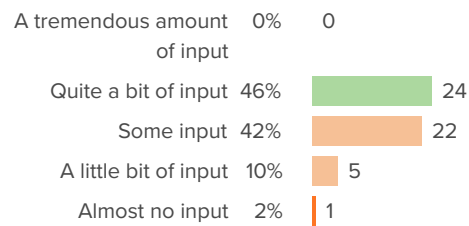
Q.3: How positive is the tone that school leaders set for the culture of the school?



▼ 5 from last survey

Favorable: **82%**

Q.4: When the school (or, for BHS teachers, department) makes important decisions, how much input do staff members have?



▲ 12 from last survey

Favorable: **46%**

Staff-Family Relationships

Your average

80%

56 responses

Change

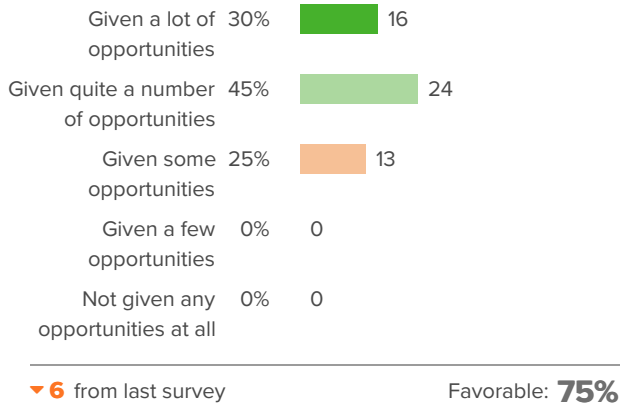
▲ 1

since last survey

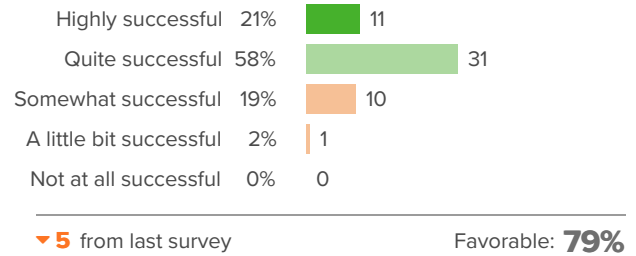
District average: **72%** Brookline Public Schools

How did people respond?

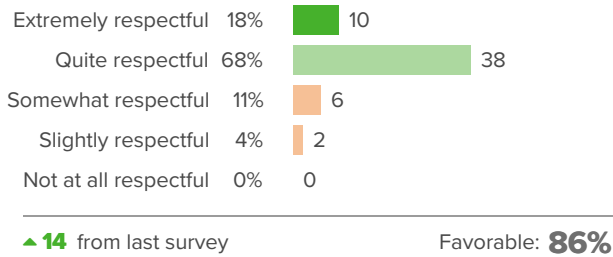
Q.1: To what extent are parents/guardians given opportunities to be meaningfully involved at this school?



Q.2: How successful is this school in communicating with students' families?



Q.3: At this school, how respectful are the parents towards you?



Staff-Leadership Relationships

Your average

71%

56 responses

Change

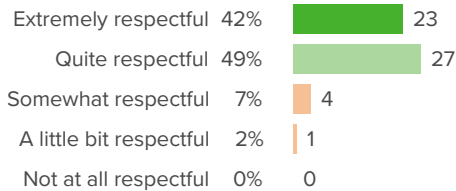
▼ **1**

since last survey

District average: **66%** Brookline Public Schools

How did people respond?

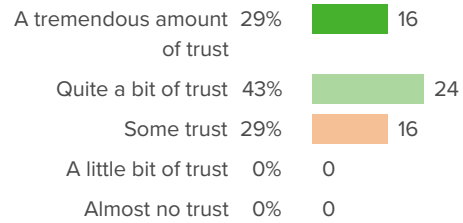
Q.1: How respectful are this school's leaders towards you?



▲ **4** from last survey

Favorable: **91%**

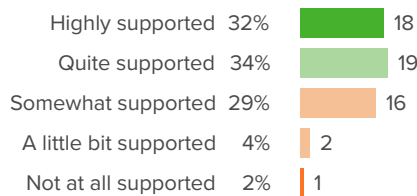
Q.2: How much trust exists between school leaders and staff?



▼ **4** from last survey

Favorable: **71%**

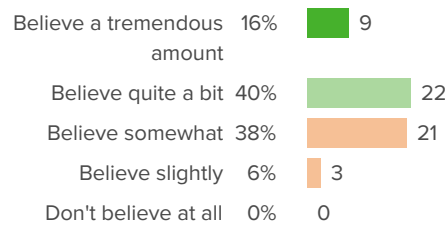
Q.3: To what extent do you feel supported by this school's leaders?



▲ **5** from last survey

Favorable: **66%**

Q.4: To what extent do you believe this school's leaders will do what they say they will do?



▼ **10** from last survey

Favorable: **56%**

Teaching Efficacy

Your average

69%

56 responses

Change

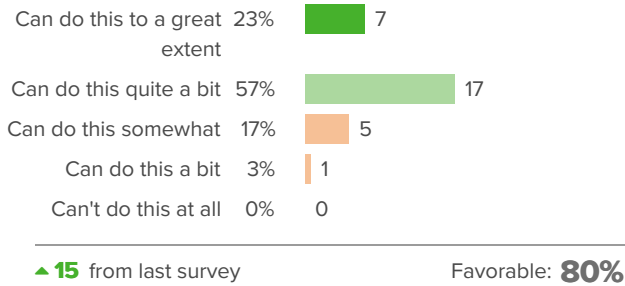
▲ 4

since last survey

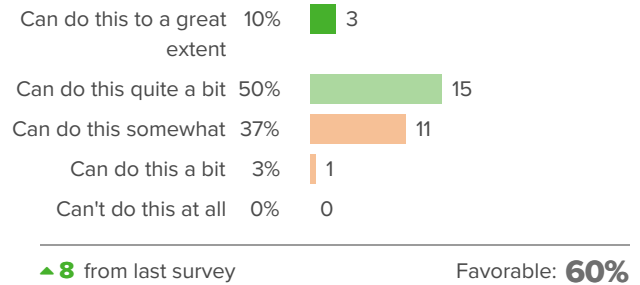
District average: **68%** Brookline Public Schools

How did people respond?

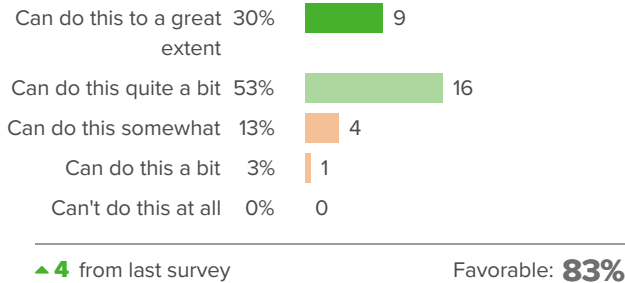
Q.1: To what extent do you feel you can meet the learning needs of students with disabilities?



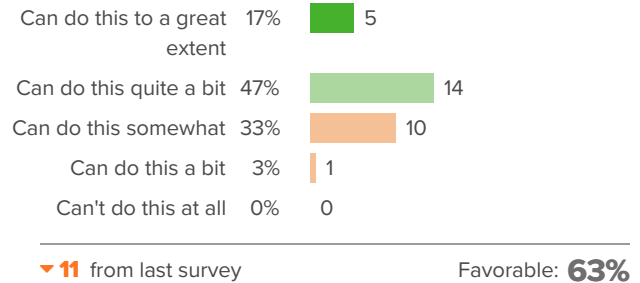
Q.2: To what extent do you feel you can move through material at a pace that works well for each of your students?



Q.3: To what extent do you feel you can manage particularly disruptive classes?

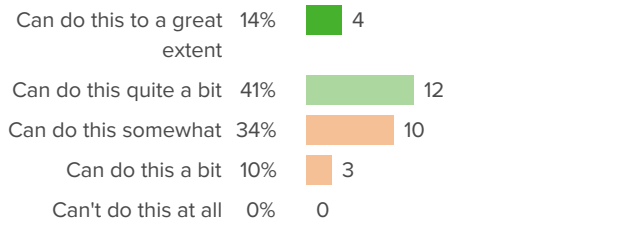


Q.4: To what extent do you feel you can engage students who are not motivated?





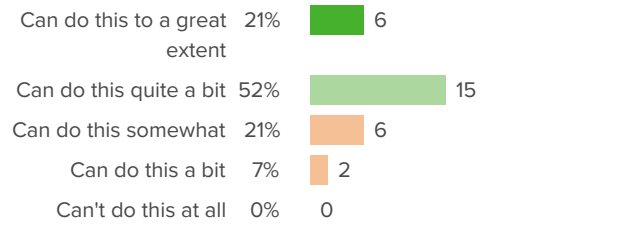
Q.5: To what extent do you feel you can meet the learning needs of students whose first language is not English?



▼ **1** from last survey

Favorable: **55%**

Q.6: To what extent do you feel you can meet the learning needs of your most advanced students?



▲ **10** from last survey

Favorable: **72%**